

Egg-cozy




Head:

- Start: 3 chains forming a circle
- 1st round: 8 single crochets
- 2nd round: In every single crochet, two single crochets, you get 16 single crochets.
- 3rd round: In first single crochet, two single crochets and in the next single crochet, one single crochet, you get 24 single crochets.
- 4th round: In every single crochet, one single crochet, you still have 24 single crochets.
- 5th round: In first and second single crochet, one single crochet, in the third single crochet, two single crochets, you get 32 single crochets.
- 6th round: In every single crochet, one single crochet, you still have 32 single crochets.
- Continue until the head is large enough to cover an egg. I did 4 extra rounds.
- Last round: slip stitch.

Reminder: When you use a different kind of wool or coton the measurements mentioned above can vary. Always measure on your egg.

In scheme:



www.dreamstuff-design.blogspot.com

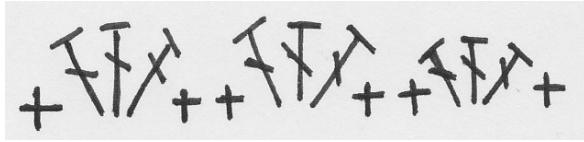
It is not allowed to use this pattern commercially. Only personal use!

Copyright: dreamstuff / janetlamyharreman

Comb:

Crochet in the middle of the head a comb. Crochet one single crochet, three double crochets and one single crochet, do this 3 times in total.

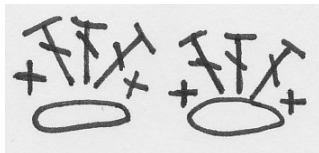
In scheme:



Lobe:

- 1st hole : 1 single crochet, 3 double crochets and 1 single crochet
- 2nd hole: 1 single crochet, 3 double crochets and 1 single crochet

In scheme:



Beak:

In 1 hole: 1 single crochet, 2 double crochets, 1 double treble crochet, 1 double crochet and 1 single crochet.

In scheme:



Eyes:

Stitch two beads on the head.

Finish off:

Insert all the loose threads to the inside and sew them "away". I used a normal sewing needle for this.

Have a lot of crochet fun!

www.dreamstuff-design.blogspot.com

It is not allowed to use this pattern commercially. Only personal use!

Copyright: dreamstuff / janetlamyharreman